



**INSTYTUT TECHNIKI BUDOWLANEJ**  
PL 00-611 WARSZAWA  
ul. Filtrowa 1  
tel.: (+48 22) 825-04-71  
(+48 22) 579-62-94  
[eta@itb.pl](mailto:eta@itb.pl)  
[www.itb.pl](http://www.itb.pl)



Member of



[www.eota.eu](http://www.eota.eu)

## European Technical Assessment

## ETA-21/1079 of 30/12/2021

### General Part

**Technical Assessment Body issuing the European Technical Assessment**

Instytut Techniki Budowlanej

**Trade name of the construction product**

TIF insulation fastener

**Product family to which the construction product belongs**

Powder-actuated fastener for the fixing of ETICS in concrete

**Manufacturer**

Trutek Fasteners Polska Sp. z o.o.  
Al. Krakowska 38, Janki  
05-090 Raszyn, Poland  
e-mail: [info@trutek.com.pl](mailto:info@trutek.com.pl)  
[www.trutek.com.pl](http://www.trutek.com.pl)  
[www.trutekfasteners.eu](http://www.trutekfasteners.eu)

**Manufacturing plant**

Manufacturing plant No. 9

**This European Technical Assessment contains**

13 pages including 3 Annexes which form an integral part of this Assessment

**This European Technical Assessment is issued in accordance with regulation (EU) No 305/2011, on the basis of**

European Assessment Document EAD 330965-00-0601 "Powder-actuated fastener for the fixing of ETICS in concrete"

*This European Technical Assessment is issued by the Technical Assessment Body in its official language. Translations of this European Technical Assessment in other languages shall fully correspond to the original issued document and shall be identified as such.*

*Communication of this European Technical Assessment, including transmission by electronic means, shall be in full. However, partial reproduction may only be made with the written consent of the issuing Technical Assessment Body. Any partial reproduction has to be identified as such.*

## Specific Part

### 1 Technical description of the product

TIF insulation fastener consist of a plastic sleeve and plate made of high-density polyethylene and a powder-actuated fastener (nail) made of coated tempered carbon steel, which is driven into the concrete using a powder-actuated fastening tool with a gas cartridge as propelling charge.

The product description is given in Annex A.

### 2 Specification of the intended use in accordance with the applicable European Assessment Document (EAD)

The performances given in Annex C are only valid if the fastener is used in compliance with the specifications and conditions given in Annex B.

The provisions made in this European Technical Assessment are based on an assumed working life of the anchor of 25 years. The indications given on the working life cannot be interpreted as a guarantee given by the producer or Technical Assessment Body, but are to be regarded only as a means for choosing the right products in relation to the expected economically reasonable working life of the works.

### 3 Performance of the product and references to the methods used for its assessment

#### 3.1 Performance of the product

##### 3.1.1 Mechanical resistance and stability (BWR 1)

Essential characteristic	Performance
Characteristic tensions resistance	Annex C1
Edge distance and spacing	Annex C1
Plate stiffness	Annex C2
Displacement	Annex C2
Durability of the plastic part	no influence of high alkalinity

##### 3.1.2 Energy economy and heat retention (BWR 6)

No performance assessed.

#### 3.2 Methods used for the assessment

The assessment has been made in accordance with the EAD 330965-00-0601.

### 4 Assessment and verification of constancy of performance (AVCP) system applied, with reference to its legal base

According to Decision 97/463/EC of the European Commission the system 2+ of assessment and verification of constancy of performance applies (see Annex V to regulation (EU) No 305/2011).

**5 Technical details necessary for the implementation of the AVCP system, as provided in the applicable European Assessment Document (EAD)**

Technical details necessary for the implementation of the AVCP system are laid down in the control plan deposited in Instytut Techniki Budowlanej.

For type testing the results of the tests performed as part of the assessment for the European Technical Assessment shall be used unless there are changes in the production line or plant. In such cases the necessary type testing has to be agreed between Instytut Techniki Budowlanej and the notified body.

Issued in Warsaw on 30/12/2021 by Instytut Techniki Budowlanej

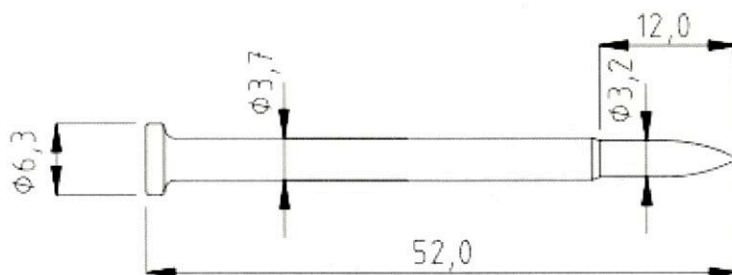


Anna Panek, MSc  
Deputy Director of ITB

**Table A1: Dimensions**

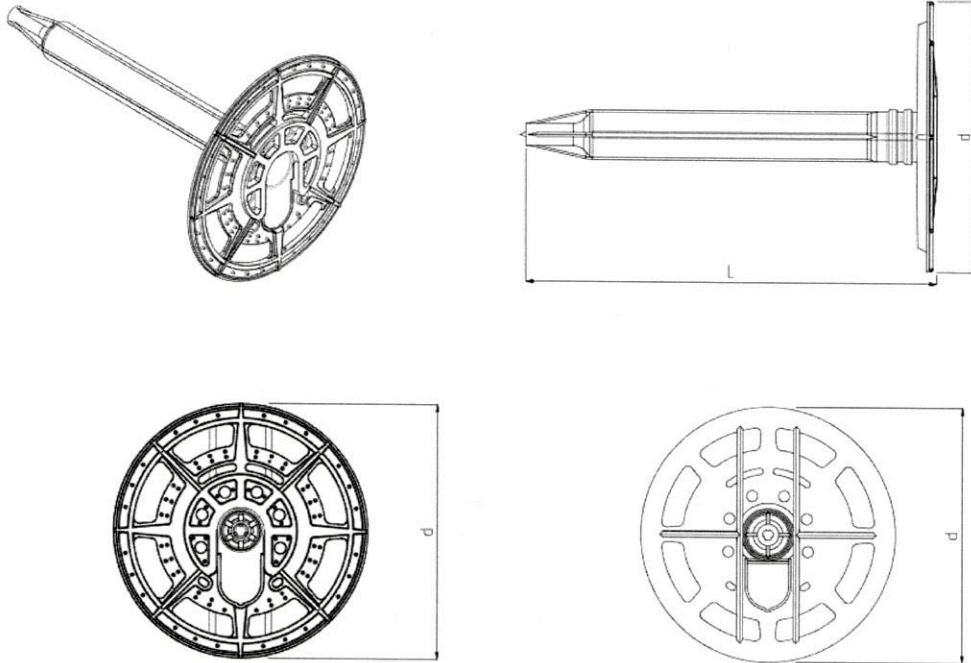
Dimensions		Fastener size	
		TIF60	TIF90
<b>Sleeve</b>			
Length	L [mm]	75	80
		95	100
		115	120
		135	140
		145	150
		155	160
		175	180
		195	200
Diameter of plate	d [mm]	60	90
<b>Powder-actuated fastener (nail)</b>			
Diameter	d [mm]	3.2 / 3.7	3.2 / 3.7
Length	L [mm]	52	52

**TIF insulation fastener – powder-actuated fastener (nail)**

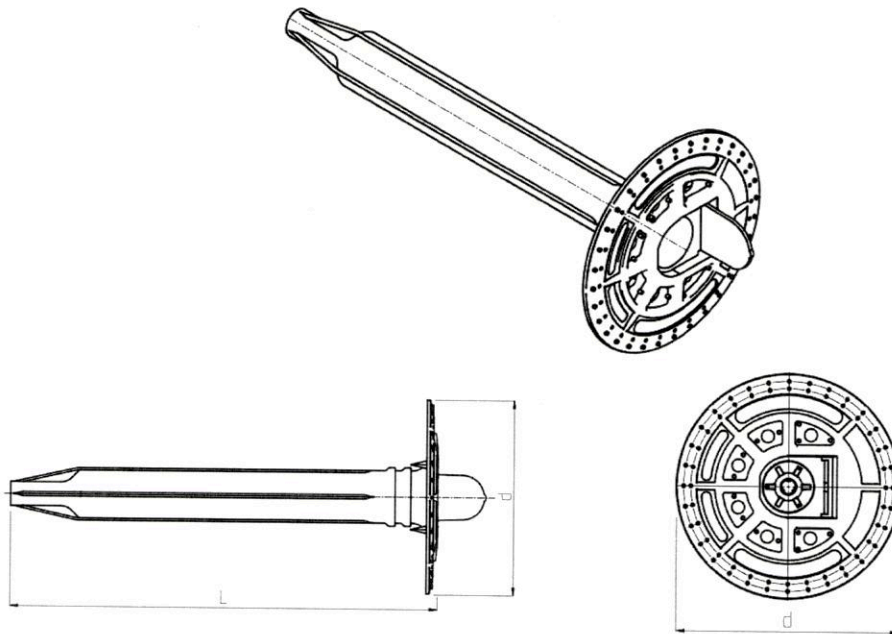


<b>TIF insulation fastener</b>	<b>Annex A1</b> of European Technical Assessment ETA-21/1079
<b>Product description</b> Dimensions	

**TIF90 – plastic sleeve with plate**




**TIF60 – plastic sleeve with plate**





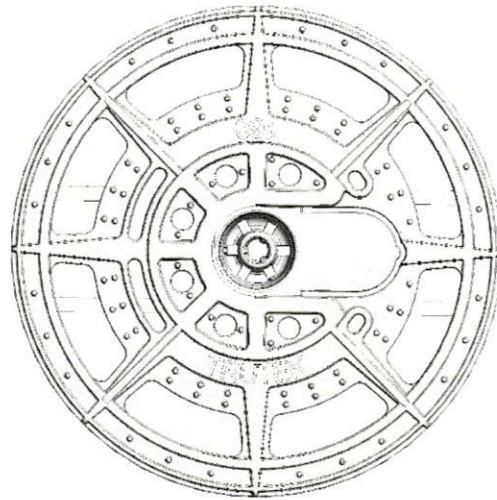
<b>TIF insulation fastener</b>	<b>Annex A1</b> of European Technical Assessment ETA-21/1079
<b>Product description</b> Dimensions	

**Marking**

**TIF60**



**TIF90**



**Table A2: Materials**

Element	Material	Coating
Sleeve with plate	polyethylene HDPE colour: white	-
Nail	tempered carbon steel with core hardness of 56 - 59 HRC $f_{u,k} \geq 322 \text{ MPa}$ $f_{y,k} \geq 217 \text{ MPa}$	zinc plated $\geq 5 \mu\text{m}$ EN ISO 4042

**TIF insulation fastener**

**Product description**  
Marking and materials

**Annex A2**  
of European  
Technical Assessment  
ETA-21/1079

**Specification of intended use**

**Anchorage subject to:**

- Multiple fixings of external thermal insulation composite system.
- The fastener may only be used for transmission of wind suction loads and shall not be used for the transmission of dead load of the external thermal insulation composite system (ETICS).

**Base material:**

- Reinforced or unreinforced normal weight concrete of strength classes C12/15 at minimum and C35/45 at maximum according to EN 206-1.
- Uncoated concrete of new construction.

**Temperature range:**

- -20°C to +60°C

**Use conditions (environmental conditions):**

- Structures subject to dry conditions.

**Design:**

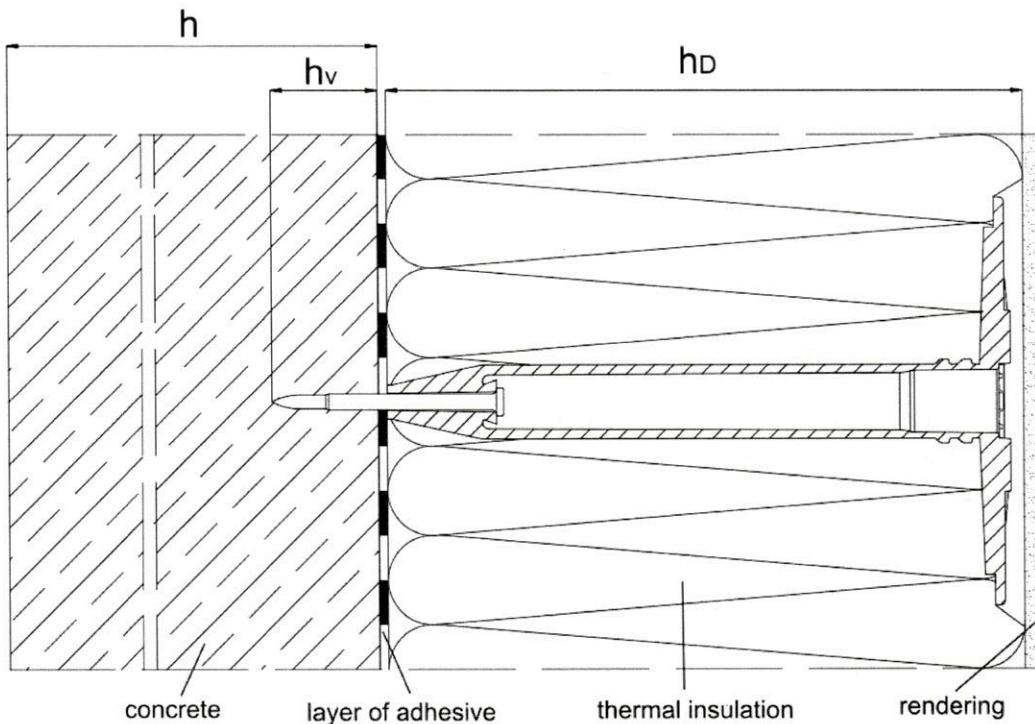
- The anchorages are designed under the responsibility of an engineer experienced in anchorages.
- Design:  $N_{Ed} \leq N_{Rd}$   
with:  
 $N_{Ed}$  - design value of wind action  
 $N_{Rd}$  - design value of resistance of the fixing element,  
 either controlled by pullout of the fastener ( $N_{Rd,p} = N_{Rk,p} / \gamma_M$ ) or  
 failure of the plastic part ( $N_{Rd,PI} = N_{Rk,PI} / \gamma_{MPI}$ )  
 $N_{Rk,p}$  and  $N_{Rk,PI}$  see Annex C1  
 $N_{Rd} = \min(N_{Rd,p}; N_{Rd,PI})$
- Verifiable calculation notes and drawings are prepared taking account of the loads to be anchored. The position of the fixing elements is indicated on the design drawings.

**Installation of fasteners:**

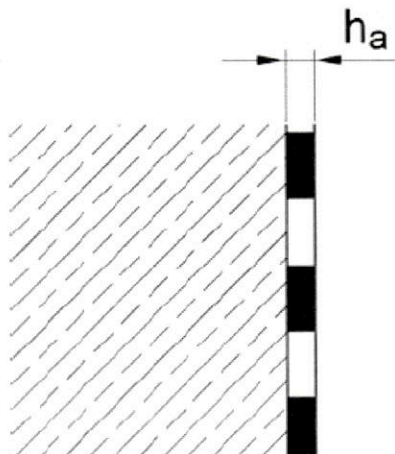
- The installations is only carried out according to the manufacturer's instructions, Annex B3.
- The installations is carried out by the TGT IS200 gas fastening tool with a TGC-165S gas cartridges.
- Fastener installation is carried out by appropriately qualified personnel and under the supervision of the person responsible for technical matters of the site.
- The minimum setting temperature of the fastener is +5°C.
- Exposure to UV due to solar radiation of the fastener not protected by rendering  $\leq 6$  weeks.

<b>TIF insulation fastener</b>	<b>Annex B1</b> of European Technical Assessment ETA-21/1079
<b>Intended use</b> Specifications	





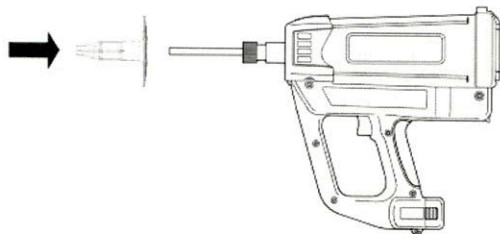
- $h$  – thickness of member
- $h_D$  – thickness of insulation material
- $h_v = h_{ef}$  – anchorage depth in concrete;  $h_{ef} \geq 20 \text{ mm}$



- $h_a$  – thickness of equalizing layer or adhesive;  $h_a \leq 20 \text{ mm}$

<b>TIF insulation fastener</b>	<b>Annex B2</b> of European Technical Assessment ETA-21/1079
<b>Intended use</b> Installation parameters – uncoated concrete	

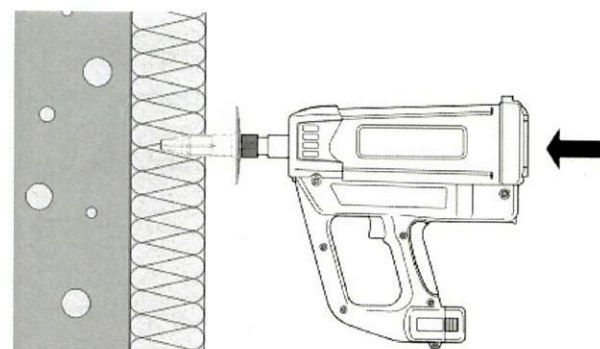
1)



Place the fastener on the guide of the fastening tool.

The fastening tool has to be properly prepared for operation, i.e. it has to be equipped with a charged battery and an appropriate gas cartridge.

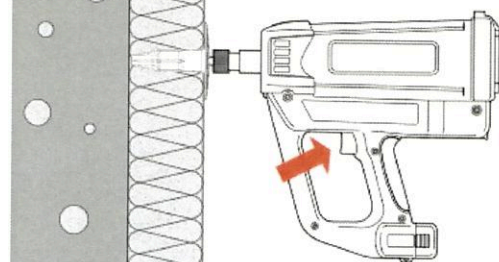
2)



Firmly press the fastening tool with the fastener placed on the guide, piercing the thermal insulation layer / board.

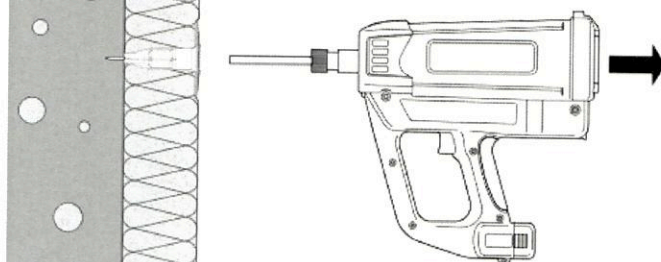
The fastener has to be inserted perpendicular to the substrate surface and fully sink into insulation material.

3)



Press the trigger when the fastening tool is fully pressed (to the stop).

4)



After fixing, withdraw the fastening tool and close the flap closing the inner space of the fastener.

The plate of properly fixed fastener should slightly sink into the insulation material.

**TIF insulation fastener**

**Intended use**  
Installation instructions

**Annex B3**  
of European  
Technical Assessment  
ETA-21/1079

**Fastening tool – TGT IS200**



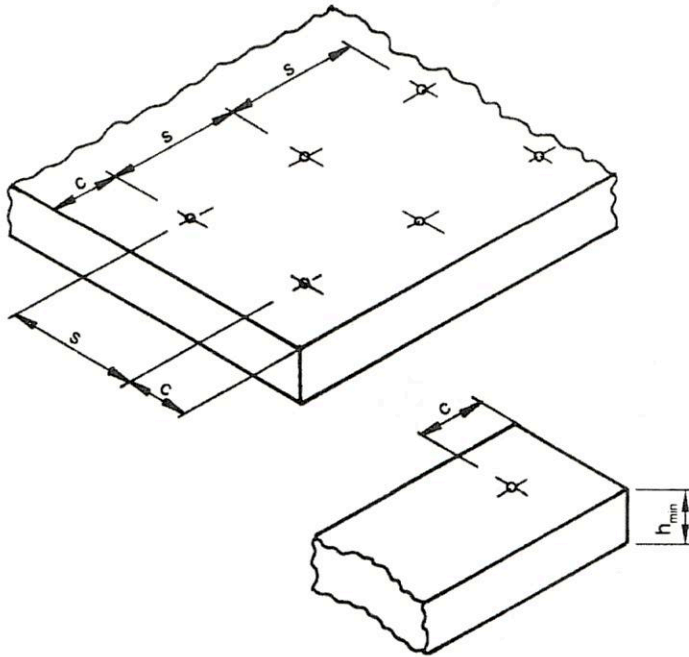
**Gas cartridge – TGC-165S**



<p><b>TIF insulation fastener</b></p>	<p><b>Annex B4</b> of European Technical Assessment ETA-21/1079</p>
<p><b>Intended use</b> Tools</p>	

**Table C1. Characteristic resistance, spacing and edge distance**

TIF90, TIF60		
Characteristic resistance – fastener pull-out	$N_{Rk,p}$ [kN]	0.75
Partial safety factor – fastener pull-out <sup>1)</sup>	$\gamma_M$	2.0
Characteristic resistance – plastic plate	$N_{Rk,Pl}$ [kN]	0.80
Partial safety factor – plastic plate <sup>1)</sup>	$\gamma_{MPI}$	1.3
Minimum spacing	$s_{min}$ [mm]	200
Minimum edge distance	$c_{min}$ [mm]	100
Minimum thickness of concrete member	$h_{min}$ [mm]	100
<sup>1)</sup> in the absence of other national regulations		



<b>TIF insulation fastener</b>	<b>Annex C1</b> of European Technical Assessment ETA-21/1079
<b>Performances</b> Characteristic resistance, spacing and edge distance	

**Table C2. Displacement**

TIF90, TIF60		
Tension load	N [kN]	0.25
Displacement	$\delta_0$ [mm]	0.90

**Table C3. Plate stiffness**

Fastener type	Diameter of the plate [mm]	Load resistance of the plate, kN	Plate stiffness c, kN/mm
TIF90	90	1.7	0.1
TIF60	60		

**TIF insulation fastener**

**Performances**  
Displacement, plate stiffness

**Annex C2**  
of European  
Technical Assessment  
ETA-21/1079

